


WATTS
SunTouch
 Floor Warming Systems
 Watts Radiant, Inc.
 4500 E. Progress Place
 Springfield, MO 65803-8816
 Phone: 888-432-8932
 Fax: 417-831-4067

SunTouch...

Like a walk on the beach.®




WATTS
SunTouch
 Floor Warming Systems

PRSRT
 US POSTAGE
 PAID
 SPRINGFIELD, MO
 PERMIT NO. 234

These products are patented under foreign and U.S. patents including numbers 6,303,905; 6,300,598; and 5,908,573. Trademarks and U.S. Registered Trademarks and copyrighted material herein are the property of Watts Radiant, Inc.


WATTS
SunTouch Floor Warming Systems
3 Ways to Warm Your Floor.



Under Tile or Stone.

SunTouch mats warm tile and stone floors in bathrooms, master baths, kitchens, entries and sunrooms of any size and layout.

Roll out SunTouch on your subfloor and cut the orange mat to fit your room. Fasten the mat with tape or staples. Then top it with thin-set mortar and tile or stone.



Under Laminates.

SunTouch mats are also UL Listed to warm any direct contact floor surface as long as the mat is embedded in mortar. Laminates, engineered flooring, and vinyl flooring are popular choices.

Roll out the mat and hold it in place with tape or staples. Pour a 1/4"-1/2" layer of self-leveling mortar over the mat and then cover it with the finished floor.



Under Anything.

If your floor surface is finished but you have access from below, you can install SunTouch UnderFloor™ mats between the floor joists.

SunTouch UnderFloor mats warm virtually any type of flooring material. Staple the mat between the joists leaving a 2" space between the mat and the subfloor. Each mat is designed to fit one joist bay. Insulate below the mat as shown.

For FREE design assistance call 888-432-8932.

Step onto a SunTouch® floor.

Warm Your Floors

SunTouch mats warm almost any floor covering. They work great in new construction or remodeling and in projects of any size.

Heat Cold Rooms

You can heat most rooms with a SunTouch floor. Send in your plans for a free evaluation.

Feel Wonderful

SunTouch is true radiant heating.

It feels like a gentle foot massage or a walk on a warm beach. Warm floors are also dry floors and that is important in your bathroom, kitchen, or entry.



Easy to Install

There's a SunTouch mat sized exactly for your project. Roll out the mat on your subfloor. When you need to make a turn, cut the orange fabric between the blue heating elements and fill in the area to be heated.



UnderFloor mats staple up quickly between floor joists.

Our free installation videos and manuals will show you the details.

Peace of Mind

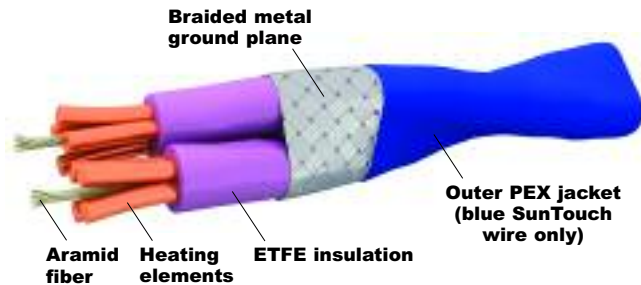
Use the SunTouch LoudMouth™ monitor when installing the mats. The LoudMouth monitors the heating elements and sets off an alarm if they are damaged. . . before you finish the floor.

It's affordable

The materials cost for an average SunTouch floor is less than \$800 and an average operating cost is about a dime a day.

Control Your Comfort

Your SunTouch FloorStat™ uses a floor sensor to regulate temperature. An optional programmable FloorStat turns the system on and off based on your personal schedule. Both models contain a Ground Fault Circuit Interrupter (GFCI).



Engineered for Safety

SunTouch is the safest electric floor-warming mat in the world. The shielded power leads and heating elements are fully grounded from one end to the other. The heating elements are reinforced with aramid fibers and ethylene-tetrafluoroethylene (ETFE) insulation. All SunTouch heating elements are manufactured with a braided twin-wire design and shielded to reduce electromagnetic fields (EMF) to ultra-low levels. SunTouch mats are tested to the independently-verified Radiant Electric Emissions Test (REET) standard for use in living areas. No other radiant system in the world offers this combination of safety features.



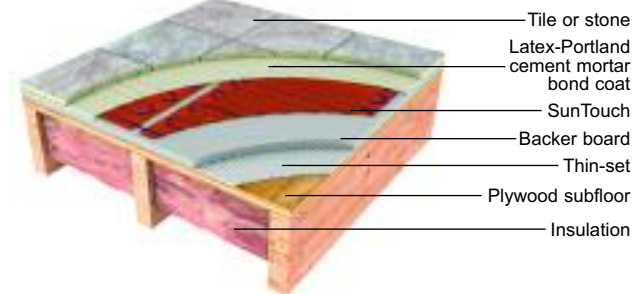
Number One in North America

Award-winning SunTouch is the most requested electric radiant mat in North America. You'll find more options, more sources, more support, and more satisfaction with SunTouch.

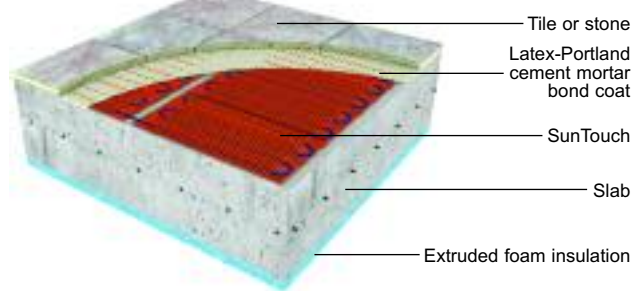
Keep in Touch!

Call your local distributor or visit our suntouch.net Web site to find a source nearby. Or, call us toll-free in the U.S. and Canada at **888-432-8932**.

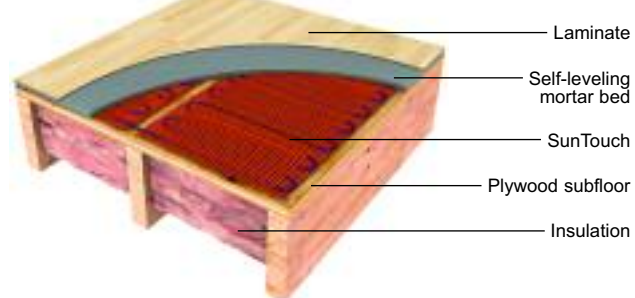
Tile over frame floor



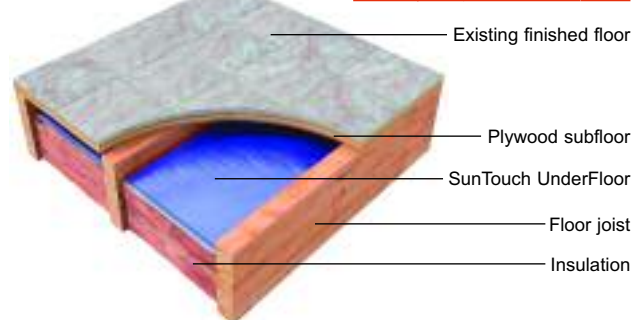
Tile or stone over slab



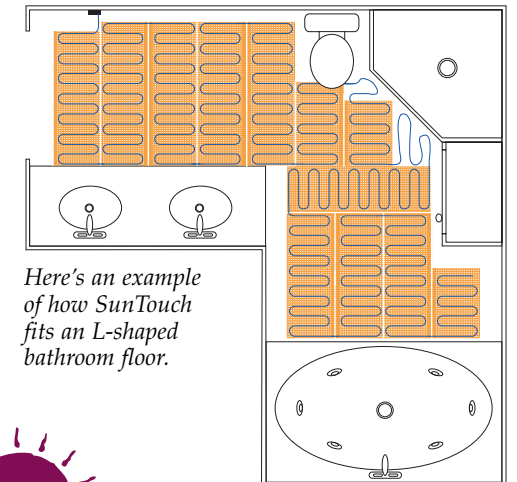
Laminate over frame floor



SunTouch UnderFloor



Create a comfortable kitchen with a SunTouch floor.



Here's an example of how SunTouch fits an L-shaped bathroom floor.



Watts Radiant, Inc.
4500 E. Progress Place
Springfield, MO 65803-8816
Phone: **888-432-8932**
Fax: 417-831-4067
Web: www.suntouch.net